

Overview of Hazard Incidents in August, 2019

In August 2019, six devastating hazards took place across Bangladesh including flood, fire, bridge collapse, boat capsizes, lightning and wild animal attack.

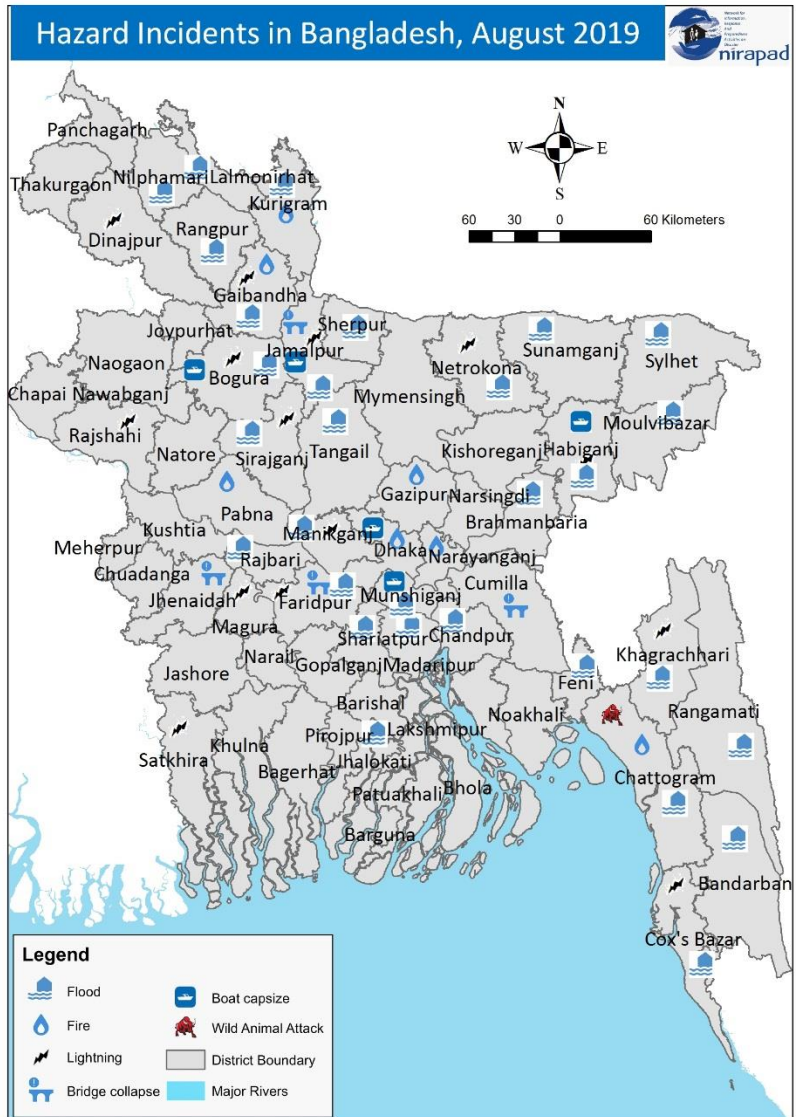
The most frequently occurred hazard of this month was lightning with 20 incidents in 14 districts across the country among which Jamalpur and Faridpur faced three incidents each, and Cox's Bazar faced two incidents of it.

Fire took place in seven districts i.e. Narayanganj, Gazipur, Dhaka, Kurigram, Chattogram, Pabna and Gaibandha, correspondingly with 17 incidents.











































Boat capsizes took place in four districts i.e. Cox's Bazar, Rajshahi, Dhaka, Bogura, Munshiganj, Jamalpur, Habiganj and Rajbari with nine incidents.

Bridge collapse occurred in eight districts i.e. Jhenaidah, Cumilla, Jamalpur and Faridpur with four incidents. The only incident of wild animal attack took place in Chattogram.

Flood was devastating in July, 2019 which had effects in the first week of August, 2019 across the country.



Source: NDRCC Reports and National Dailies, August 2019

August 2019						
Sunday	Monday	Tuesday	Wednesday	Thursday	Friday	Saturday
				 	 	 
				1	2	3
 	 	 	 			 
				8	9	10
	 		 		 	 
				15	16	17
			 			 
				22	23	24
 						 
				29	30	31
Index						
	Boat capsizes	Fire	Bridge collapse	Lightning	Wild animal attack	Flood

Description of the Hazard Incidents in August, 2019

Flood

Flood has been devastating since the second week of July, 2019 in 30 districts, i.e. Chattogram, Bandarban, Khagrachhari, Rangamati, Cox's Bazar, Lalmonirhat, Nilphamari, Sunamganj, Netrokona, Sylhet, Bogura, Gaibandha, Moulvibazar, Habiganj, Feni, Sirajganj, Kurigram, Jhalokathi, Rangpur, Tangail, Jamalpur, Faridpur, Shariatpur, Sherpur, Brahmanbaria, Rajbari, Manikganj, Munshiganj, Chandpur and Madaripur which affected a total of 5,672,455 persons of 981,374 households, 33,165 houses fully and 508,131 houses partially damaged, 184,606 hectare agricultural land inundated, 5,409.89 km road, 390 bridge/culverts and 50,608 tube wells damaged. Available data also suggested that, 114 persons were killed and 300,000 people were displaced. The impacts of the flood has also been visible in the first week of August, 2019.

Districts	Affected Upazilas	Affected Unions/ Paurashavas	Affected Population	Damage
Chattogram	14	119	364,980	<ul style="list-style-type: none"> • 160 houses fully & 5,975 houses partially damaged
Bandarban	5	-	10,000	<ul style="list-style-type: none"> • 100 houses fully damaged • Road transportation of Bandarban to Chattogram disrupted
Khagrachhari	4	13	40,380	<ul style="list-style-type: none"> • 108 villages affected
Rangamati	2	-	1,000	<ul style="list-style-type: none"> • 15 villages inundated • Road of Chattogram-Rangamati partially damaged
Cox's Bazar	7	46	41,280	<ul style="list-style-type: none"> • 10,328 households affected • 2.5 km barrage damaged • 1,740 ha seed bed partially damaged • Road transportation of Cox's Bazar to Chattogram disrupted
Lalmonirhat	5	21	172,840	<ul style="list-style-type: none"> • 34,568 households affected • Cropland of 18,901 ha damaged • 3 embankments & pucca road eroded • 50 houses fully damaged • 500 meters road eroded
Nilphamari	2	8	19,200	<ul style="list-style-type: none"> • 5,650 households affected • 15 villages inundated • Low lying areas of 6 unions inundated
Sunamganj	11	86	185,815	<ul style="list-style-type: none"> • 39,787 households affected • Cropland of 993 ha fully & 125 ha partially damaged • 7,075 houses partially damaged • 818.14 km roads partially damaged • 96 bridge/culverts & 4,427 tube wells damaged
Netrokona	4	-	30,000	<ul style="list-style-type: none"> • 150 schools damaged • Low-lying areas inundated
Sylhet	14	82	397,093	<ul style="list-style-type: none"> • 6,520 households fully & 74,651 households partially affected • Cropland of 25,349 ha damaged • 1,992 houses fully & 20,949 houses partially damaged • 4 km road fully & 335.6 km partially damaged • 5 bridge/culverts & 1,562 tube wells damaged • 0.06 km barrage fully & 22.13 km partially damaged
Bogura	6	43	333,357	<ul style="list-style-type: none"> • 84,344 households affected • Cropland of 25,349 ha damaged • 670 houses fully & 5,707 houses partially damaged • 380.6 km roads partially damaged • 11 bridge/culverts & 4,444 tube wells damaged

Table 1: Overall impacts of flood up to August 2019				
Districts	Affected Upazilas	Affected Unions/ Paurashavas	Affected Population	Damage
Gaibandha	7	51	598,497	<ul style="list-style-type: none"> • 35,913 households fully & 112,852 households partially affected • Cropland of 14,021 ha partially damaged • 6,312 houses fully & 56,858 houses partially damaged • 833 km road partially & 26 km fully damaged • 39 bridge/culverts & 11,178 tube wells damaged
Moulvibazar	2	5	-	<ul style="list-style-type: none"> • 20 m barrage broke
Habiganj	1	3	10,500	<ul style="list-style-type: none"> • 2,160 households affected
Feni	2	-	-	<ul style="list-style-type: none"> • 15 villages inundated • 1,955 households affected • Embankment in 10 places broke
Sirajganj	6	44	329,431	<ul style="list-style-type: none"> • 3,079 households fully & 82,471 households partially affected • Cropland of 3,400 ha fully & 14,701 ha partially damaged • 6,505 houses fully & 44,013 houses partially damaged • 180.43 km road partially & 55.34 km fully damaged • 29 bridge/culverts & 5,741 tube wells damaged • 2 km barrage partially damaged
Kurigram	9	63	965,740	<ul style="list-style-type: none"> • 1,853 households fully & 238,672 households partially affected • Cropland of 19,638 ha partially damaged • 1,853 houses fully & 238,672 houses partially damaged • 1,333.68 km road partially & 30.50 km fully damaged • 41 bridge/culverts & 11,178 tube wells damaged • 40 km barrage partially damaged
Jhalokathi	1	-	-	<ul style="list-style-type: none"> • Roads and agricultural land inundated
Rangpur	3	6	32,500	<ul style="list-style-type: none"> • 9,650 households affected
Tangail	10	72	530,798	<ul style="list-style-type: none"> • 129,877 households partially affected • Cropland of 13,571 ha fully & 3,134 ha partially damaged • 1,380 houses fully & 27,015 houses partially damaged • 468 km road partially & 28 km fully damaged • 13 bridge/culverts & 4,263 tube wells damaged • 14 km barrage partially damaged
Jamalpur	7	69	1,283,790	<ul style="list-style-type: none"> • 7,250 households fully & 45,580 households partially affected • Cropland of 25,845 ha partially damaged • 7,250 houses fully & 45,580 houses partially damaged • 315.75 km road partially & 27.25 km fully damaged • 135 bridge/culverts & 16,252 tube wells damaged • 0.5 km barrage fully & 6 km partially damaged
Faridpur	4	14	61,886	<ul style="list-style-type: none"> • 269 households fully & 16,774 households partially affected • Cropland of 480 ha partially damaged • 57 houses fully & 463 houses partially damaged • 130 km road partially damaged • 1 bridge/culvert damaged • 0.15 km barrage partially damaged
Shariatpur	6	37	31,962	<ul style="list-style-type: none"> • 25 households fully & 6,754 households partially affected • Cropland of 10 ha fully & 3,841 ha partially damaged • 269 houses fully & 10,774 houses partially damaged • 58.50 km road damaged • 186 tube wells damaged • 8.30 km barrage partially damaged
Sherpur	5	43	114,500	<ul style="list-style-type: none"> • 75 households fully & 16,010 households partially affected • Cropland of 1,090 ha fully & 3,667 ha partially damaged • 90 houses fully & 2,205 houses partially damaged

Table 1: Overall impacts of flood up to August 2019				
Districts	Affected Upazilas	Affected Unions/ Paurashavas	Affected Population	Damage
				<ul style="list-style-type: none"> • 266 km road partially damaged • 1 bridge/culvert & 835 tube wells damaged • 1 km barrage fully & 8.75 km partially damaged
Brahmanbaria	2	3	-	<ul style="list-style-type: none"> • 22 villages inundated
Rajbari	5	13	13,725	<ul style="list-style-type: none"> • 25 households fully & 3,371 households partially affected • Cropland of 34 ha fully & 15 ha partially damaged • 10 houses fully & 390 houses partially damaged • 8.10 km road partially damaged • 35 tube wells damaged
Manikganj	6	25	71,626	<ul style="list-style-type: none"> • 5,737 households fully & 14,257 households partially affected • Cropland of 1,572 ha fully & 6,448 ha partially damaged • 5,718 houses fully & 14,171 houses partially damaged • 45.50 km road fully & 56 km partially damaged • 14 bridge/culvert & 122 tube wells damaged
Munshiganj	2	8	1,890	<ul style="list-style-type: none"> • 154 households fully & 715 households partially affected • Cropland of 38.45 ha fully & 153.78 ha partially damaged • 262 houses fully & 258 houses partially damaged • 5 km road partially damaged • 3 bridge/culvert & 7 tube wells damaged • 3 km barrage damaged
Chandpur	1	1	-	<ul style="list-style-type: none"> • 150 households fully affected & 0.82 km barrage damaged
Madaripur	1	8	29,665	<ul style="list-style-type: none"> • 485 households fully & 5,448 households partially affected • Cropland of 490 ha fully damaged • 537 houses fully & 28,026 houses partially damaged • 10 km road fully & 20 km partially damaged • 2 bridge/culverts & 1,556 tube wells damaged
Total	154	883	5,672,455	<ul style="list-style-type: none"> • 981,374 households affected • 33,165 houses fully & 508,131 houses partially damaged • 184,606 hectare agricultural land inundated • 5,409.89 km road damaged • 390 bridge/culverts & 50,608 tube wells damaged • Embankments, roads, trees damaged & low-lying areas inundated

Source: Reports on Impact of Ongoing Flood by DDM, NDRCC, DGHS, NAWG & National Dailies up to August 04, 2019

Fire

Fire took place in seven districts, i.e. Narayanganj, Gazipur, Dhaka, Kurigram, Chattogram, Pabna and Gaibandha with 17 incidents in August, 2019 which killed six persons, injured 12 persons, burnt two auto rickshaw workshops, four factories, one bamboo house with an estimated loss of BDT five lakhs. The highest number of incidents took place in Dhaka (six incidents) and Gazipur was the second highest with four incidents. In Dhaka on August 16, 2019, four persons were injured and about 2,000 houses burnt in a slum of Mirpur. Another heart touching incident took place in Gazipur on August 17, 2019, three persons of the same family were killed and one was seriously injured.

Table 2: Loss & damage by fire in August 2019				
Date	Location		Impact	Source
	District	Upazila/ Thana		
August 01	Narayanganj	Narayanganj Sadar	<ul style="list-style-type: none"> • 50 houses, shops & godown burnt • Road communication disrupted 	https://www.prothomalo.com , August 02, 2019
	Gazipur	Tongi	<ul style="list-style-type: none"> • 2 auto rickshaw workshop burnt 	https://bangla.bdnews24.com , August 01, 2019
August 02	Dhaka	Hazaribagh	<ul style="list-style-type: none"> • 3 persons injured 	https://www.kalerkantho.com , August 02, 2019

Table 2: Loss & damage by fire in August 2019				
Date	Location		Impact	Source
	District	Upazila/ Thana		
	Narayanganj	Narayanganj Sadar	<ul style="list-style-type: none"> 70 houses burnt Road communication disrupted 	https://bangla.bdnews24.com , August 02, 2019
August 03	Kurigram	Chilmari	<ul style="list-style-type: none"> 1 person killed 	https://bangla.bdnews24.com , August 03, 2019
August 05	Dhaka	Kathalbagan	<ul style="list-style-type: none"> 1 person killed & 3 persons injured 	https://www.prothomalo.com , August 12, 2019
August 06	Gazipur	Tongi	<ul style="list-style-type: none"> 1 coconut oil factory burnt 	https://bangla.bdnews24.com , August 06, 2019
August 07	Chattogram	Mirsharai	<ul style="list-style-type: none"> 9 shops burnt Estimated loss of BDT 5 lakhs 	https://bangla.bdnews24.com , August 08, 2019
August 10	Dhaka	Ashulia	<ul style="list-style-type: none"> 1 cotton godown burnt 	https://bangla.bdnews24.com , August 11, 2019
August 14	Dhaka	Lalbagh	<ul style="list-style-type: none"> 1 tin-shed factory burnt 	https://www.prothomalo.com , August 14, 2019
August 15	Dhaka	Lalbagh	<ul style="list-style-type: none"> 1 polythene factory burnt 	https://www.prothomalo.com , August 15, 2019
August 16	Dhaka	Mirpur	<ul style="list-style-type: none"> 4 persons injured About 2,000 houses burnt 	https://www.prothomalo.com , August 17, 2019
August 17	Gazipur	Gazipur Sadar	<ul style="list-style-type: none"> 3 persons killed & 1 person injured 	https://www.prothomalo.com , August 19, 2019
	Pabna	Ishurdi	<ul style="list-style-type: none"> Furniture & documents burnt 	https://www.prothomalo.com , August 17, 2019
August 21	Gazipur	Tongi	<ul style="list-style-type: none"> 1 jhut factory burnt 	https://bangla.bdnews24.com , August 21, 2019
August 25	Chattogram	Anowara	<ul style="list-style-type: none"> 1 bamboo house burnt 	https://www.kalerkantho.com , August 26, 2019
August 31	Gaibandha	Gaibandha Sadar	<ul style="list-style-type: none"> 1 person killed & 1 person injured 	https://bangla.bdnews24.com , August 31, 2019
Total	6 persons killed, 12 persons injured, about 2,120 houses, 2 auto rickshaw workshops, 4 factories, 1 bamboo house, 1 cotton godown, furniture & documents burnt, road communication disrupted, estimated loss of BDT 5 lakhs			

Bridge Collapse

Four districts i.e. Jhenaidah, Cumilla, Jamalpur and Faridpur faced four incidents (one incident in each district) of bridge collapse in August 2019, which killed 10 persons and injured 22 persons along with estimated loss of BDT 40 lakhs. In Jhenaidah on August 04, 2019, two girders of a bridge collapsed with an estimated loss of BDT 40 lakhs. Another incident took place in Jamalpur on August 07, 2019 in which two persons were killed and four persons were missing. The most devastating incident took place in Faridpur on August 24, 2019 which killed eight persons and injured 18 persons.

Table 3: Loss & damage by bridge collapse in August 2019				
Date	Location		Impact	Source
	District	Upazila/ Thana		
August 04	Jhenaidah	Jhenaidah Sadar	<ul style="list-style-type: none"> 2 girders of a bridge collapsed Estimated loss of BDT 40 lakhs 	https://www.prothomalo.com , August 05, 2019
August 07	Cumilla	Daudkandi	<ul style="list-style-type: none"> 1 wooden bridge partially collapsed Road communication disrupted 	https://www.prothomalo.com , August 08, 2019
	Jamalpur	Dewanganj	<ul style="list-style-type: none"> 2 persons killed & 4 persons missing 	https://bangla.bdnews24.com , August 09, 2019
August 24	Faridpur	Faridpur Sadar	<ul style="list-style-type: none"> 8 persons killed & 18 persons injured 	https://www.prothomalo.com , August 26, 2019
Total	10 person killed, 22 persons injured, 1 wooden bridge collapsed, road communication disrupted, 2 girders of a bridge collapsed with estimated loss of BDT 40 lakhs			

Lightning

Lightning took place in 14 districts, i.e. Cox's Bazar, Rajshahi, Khagrachhari, Gaibandha, Jamalpur, Dinajpur, Habiganj, Netrokona, Manikganj, Faridpur, Bogura, Magura, Sirajganj and Satkhira with 20 incidents in August, 2019 which killed 26 persons, injured nine persons and killed five cows. The highest number of incidents took place in Jamalpur and Faridpur (three incidents each). In Cox's Bazar on August 14, 2019, two persons were killed and two persons were injured while fishing in the lake. The most heart touching incident took place in Bogura on August 22, 2019 in which two persons of the same family along with their five cows were killed while taking them for a bath.

Table 4: Loss & damage by lightning in August 2019				
Date	Location		Impact	Source
	District	Upazila/ Thana		
August 05	Cox's Bazar	Moheshkhali	• 2 persons killed & 2 persons injured	https://bangla.bdnews24.com , August 05, 2019
August 06	Rajshahi	Baghmara	• 1 person killed	https://www.prothomalo.com , August 06, 2019
August 12	Khagrachhari	Dighinala	• 1 person killed & 2 persons injured	https://www.prothomalo.com , August 14, 2019
August 16	Gaibandha	Sundarganj	• 1 person killed & 1 person injured	https://www.prothomalo.com , August 16, 2019
	Jamalpur	Dewanganj	• 2 persons killed	https://bangla.bdnews24.com , August 16, 2019
		Jamalpur Sadar	• 1 person killed	https://bangla.bdnews24.com , August 16, 2019
	Dinajpur	Birol	• 1 person killed	https://bangla.bdnews24.com , August 16, 2019
	Habiganj	Lakhai	• 1 person killed	NDRCC report, August 17, 2019
August 17	Netrokona	Kendua	• 1 person killed	https://www.prothomalo.com , August 17, 2019
August 21	Manikganj	Ghior	• 1 person killed	NDRCC report, August 23, 2019
August 22	Faridpur	Saltha	• 2 persons killed	https://en.prothomalo.com , August 22, 2019
		Nagarkanda	• 1 person killed	https://en.prothomalo.com , August 22, 2019
		Alfadanga	• 1 person killed	https://en.prothomalo.com , August 22, 2019
	Bogura	Sariakandi	• 3 persons killed & 3 person injured • 5 cows killed	https://www.prothomalo.com , August 22, 2019
		Nondigram	• 1 person killed	https://www.prothomalo.com , August 22, 2019
	Jamalpur	Madarganj	• 2 persons killed	https://bangla.bdnews24.com , August 22, 2019
	Magura	Magura Sadar	• 1 person killed	NDRCC report, August 23, 2019
Sirajganj	Raiganj	• 1 person killed	https://www.thedailystar.net , August 23, 2019	
August 24	Satkhira	Kolaroa	• 1 person killed & 1 person injured	https://www.prothomalo.com , August 24, 2019
August 31	Cox's Bazar	Chakaria	• 2 persons killed	https://www.prothomalo.com , August 31, 2019
Total	26 person killed, 9 persons injured & 5 cows killed			

Boat Capsize

Six districts i.e. Dhaka, Bogura, Munshiganj, Jamalpur, Habiganj and Rajbari faced seven incidents of boat capsizing which killed seven persons, four persons were missing and 160 tons of cement drowned. In Dhaka on August 10, 2019, nine cows killed in Bansghi River while being taken to Gabtoli for selling before Eid-ul-Azha. Another incident took place in Bogura on August 13, 2019 which killed two persons and three persons were missing.

Table 5: Loss & damage by boat capsizing in August 2019				
Date	Location		Impact	Source
	District	Upazila/ Thana		
August 10	Dhaka	Savar	• 9 cows killed	https://www.thedailystar.net , August 10, 2019
August 12	Dhaka	Sadarghat	• 1 person killed	https://www.prothomalo.com , August 13, 2019
August 13	Bogura	Sariakandi	• 2 persons killed & 3 persons missing	https://www.prothomalo.com , August 13, 2019
	Munshiganj	Louhajang	• 1 person missing	https://www.prothomalo.com , August 13, 2019
August 14	Jamalpur	Sarishabari	• 2 persons killed	https://www.prothomalo.com , August 15, 2019
	Habiganj	Mahdabpur	• 2 persons killed	https://www.prothomalo.com , August 15, 2019
August 25	Rajbari	Goalanda	• 160 tons cement drowned	https://www.prothomalo.com , August 25, 2019
Total	7 person killed, 4 persons missing & 160 tons cement drowned			

Wild Animal Attack

An incident of wild animal attack took place in Anowara upazila of Chattogram district on August 18, 2019 in which one person was killed. The person was going home before fazar prayer when a wild elephant attacked him. He was taken to the hospital instantly but died later (<https://www.prothomalo.com>, August 18, 2019).

GoB Response in August 2019

Response to lightning: BDT 20,000 has been given to the victim's family by the district administration from Ministry of Disaster Management and Relief's allocation in Lakhai upazila of Habiganj district on August 16, 2019.

Response to flood: Government of Bangladesh has responded to the flood affected districts immediately by allocating GR cash and rice and distributing these to the affected people including dry food where needed through Ministry of Disaster Management and Relief (MoDMR). The total allocation of GR cash, GR rice dry food, tent, tin and cash for shelter materials to the flood affected districts are given in the table below:

District	Allocation from MoDMR					
	GR Cash (BDT)	GR Rice (MT)	Dry Food (Packet)	Tent (Sets)	Tin (Bundles)	Cash for shelter materials (BDT)
Chattogram	1,800,000	1,200	6,000	500	1,150	3,450,000
Bandarban	750,000	450	2,000	500	350	1,050,000
Khagrachhari	300,000	300	-	-	300	900,000
Rangamati	1,000,000	700	2,000	500	350	1,050,000
Cox's Bazar	800,000	700	4,000	500	900	2,700,000
Lalmonirhat	950,000	650	6,000	500	1,000	3,000,000
Nilphamari	750,000	500	4,000	500	830	2,490,000
Sunamganj	2,000,000	900	9,000	500	980	2,940,000
Netrokona	800,000	700	4,000	500	1000	300,000
Sylhet	1,300,000	600	3,000	500	950	2,850,000
Bogura	2,200,000	1,200	3,000	500	1,160	3,480,000
Gaibandha	2,550,000	1,550	6,000	500	1,800	5,400,000
Moulvibazar	950,000	850	3,000	-	590	1,700,000
Habiganj	800,000	500	1,000	-	600	1,800,000
Feni	750,000	450	-	-	600	1,800,000
Sirajganj	1,300,000	900	4,000	500	1,570	4,710,000
Kurigram	3,000,000	1,900	12,000	1,000	2,000	6,000,000
Jhalokathi	200,000	100	-	-	320	9,600,000
Rangpur	1,300,000	700	2,000	500	1,400	4,200,000
Tangail	1,800,000	900	3,000	500	1,280	3,840,000
Jamalpur	5,300,000	2,250	6,000	500	1,700	5,100,000
Faridpur	1,500,000	700	2,000	-	1,100	3,300,000
Shariatpur	950,000	350	2,000	-	1,250	3,375,000
Sherpur	250,000	250	-	-	800	2,400,000
Brahmanbaria	300,000	400	-	-	1,200	900,000
Rajbari	250,000	150	2,000	-	600	1,800,000
Manikganj	250,000	350	2,000	-	400	1,200,000
Munshiganj	450,000	250	2,000	-	576	1,728,000
Chandpur	300,000	200	2,000	-	2,050	5,150,000
Madaripur	1,700,000	500	4,000	-	600	1,800,000
Total	36,550,000	21,150	96,000	8,500	29,406	90,013,000

Source: NDRCC report, August 21, 2019

Conclusion

The hazards that took place in this month, caused a huge loss of lives and properties and disrupted daily activities of people. GoB response was reported largely for flood and partially for lightning to provide support to the distressed people. No response was reported for the other hazards occurred in this month.